



WWW.BORESMFG.COM

HEAVY TRUCK PRODUCT APPLICATIONS

ORDERING INFORMATION:

Customer Service Department Hours: M-F 9:00 a.m. to 4:30 p.m. EST.

Phone Orders: May be placed by calling TOLL FREE 1-888-681-9517 (419-465-2606)

Fax Orders: 419-465-2470

Mail Orders: Bores Manufacturing, Inc. P.O. Box 216 Monroeville, Ohio 4484

CHEVROLET

| MODEL | Year | Part Number | Sold As | Mounting Bracket | Notes |
|--------------------------|--------------|-------------|---------|------------------|----------------------------|
| C60/65/70 | Up To - 2002 | 842-210 | Pair | Clamp On | |
| Kodiak (C4500/5500) | 2003 - 2008 | 836-510 | Pair | Clamp On | Bent as Right & Left |
| Kodiak (C6500/7500/8500) | Up To - 2002 | 842-210 | Pair | Clamp On | |
| Kodiak (C6500/7500/8500) | 2003 - 2008 | 848-212 | Pair | Clamp On | Bent As Right & Left Guide |

FORD

| MODEL | Year | Part Number | Sold As | Mounting Bracket | Notes |
|--------------------------|-------------|-------------|---------|------------------|----------------------------------|
| F-600/700/800/900 Series | 1990 - 2008 | 842-211 | Pair | Clamp On | |
| F-650/750 | 2004 - 2008 | 848-310 | Pair | Clamp On | |
| L-Line (Set Back Axle) | 1997 - 1998 | 854-222 | Pair | Drill Mount | |
| L-Line (Set Back Axle) | 1997 - 1998 | 854-221 | Pair | Drill Mount | Will not work with FENDER FLARES |
| LT/LTA/LTLA 9000 | 1988 - 1998 | 848-220 | Pair | Drill Mount | |
| LT8000 | 1980 - 1997 | 848-211 | Pair | Clamp On | |

FREIGHTLINER

| MODEL | Year | Part Number | Sold As | Mounting Bracket | Notes |
|--------------------|-------------|-------------|---------|------------------|--------------------------------------|
| Century Class | 2004 - 2008 | 844-220 | Pair | Drill Mount | Reinforcing plate included |
| Century Class | 1997 - 2003 | 842-222 | Pair | Drill Mount | Reinforcing plate included |
| Classic/ClassicXL | All | 854-210 | Pair | Clamp On | |
| Columbia | All | 844-220 | Pair | Drill Mount | Reinforcing plate included |
| Columbia | All | 848-221 | Pair | Drill Mount | |
| Coronado | All | 854-220 | Pair | Drill Mount | |
| FL Series (50-106) | All | 842-222 | Pair | Drill Mount | Reinforcing plate included |
| FL Series (50-106) | All | 842-225 | Pair | Drill Mount | Reinforcing plate included |
| FLC | All | 854-213 | Pair | Clamp On | |
| FLC 112 | All | 848-211 | Pair | Clamp On | |
| FLD 112/120 SD | All | 854-213 | Pair | Clamp On | |
| FLD 120/112 Series | All | 848-220 | Pair | Drill Mount | |
| FLD 120/112 Series | All | 848-221 | Pair | Drill Mount | |
| M2 (100/106/106V) | All | 842-225 | Pair | Drill Mount | Reinforcing plate included |
| M2 (100/106/106V) | All | 842-222 | Pair | Drill Mount | Reinforcing plate included |
| M2 (112/112V) | All | 848-320 | Pair | Drill Mount | Not recommended for composite bumper |

GMC

| MODEL | Year | Part Number | Sold As | Mounting Bracket | Notes |
|----------------------------|--------------|-------------|---------|------------------|----------------------------|
| Top Kick (C4500/5500) | 2003 - 2008 | 836-510 | Pair | Clamp On | Bent as Right & Left |
| Top Kick (C6500/7500/8500) | Up To - 2002 | 842-210 | Pair | Clamp On | |
| Top Kick (C6500/7500/8500) | 2003 - 2008 | 848-212 | Pair | Clamp On | Bent As Right & Left Guide |

INTERNATIONAL

| MODEL | Year | Part Number | Sold As | Mounting Bracket | Notes |
|-------------|------|-------------|---------|------------------|-------|
| 1600 Series | All | 842-210 | Pair | Clamp On | |
| 2000 Series | All | 854-213 | Pair | Clamp On | |

INTERNATIONAL

| MODEL | Year | Part Number | Sold As | Mounting Bracket | Notes |
|--|--------------|-------------|---------|------------------|-----------------------|
| 4100 thru 4400 (DuraStar) | 2002 - 2008 | 836-220 | Pair | Drill Mount | |
| 4600 thru 4900 | Up To - 2001 | 842-310 | Pair | Clamp On | |
| 5000/5000i/5500/550i/5600/5600i-SBA(PayStar) | All | 854-212 | Pair | Clamp On | SET BACK AXLE ONLY |
| 5000/5000i/5500/550i/5600/5600i-SFA(PayStar) | All | 854-212 | Pair | Clamp On | SET FORWARD AXLE ONLY |
| 5900/5900i SBA | All | 848-221 | Pair | Drill Mount | |
| 7000 Series (WorkStar) | All | 842-213 | Pair | Clamp On | |
| 8100 | All | 842-310 | Pair | Clamp On | |
| 8500 | 2002 - 2008 | 836-220 | Pair | Drill Mount | |
| 8600 | 2002 - 2008 | 848-220 | Pair | Drill Mount | |
| 9100 | 1997 - 2000 | 848-221 | Pair | Drill Mount | |
| 9200 | Up To - 1996 | 842-240 | Pair | Drill Mount | |
| 9200/9200i | 1997 - 2008 | 848-221 | Pair | Drill Mount | |
| 9300/9400 | Up To - 1996 | 854-210 | Pair | Clamp On | |
| 9400/9400i SBA | 1997 - 2008 | 848-221 | Pair | Drill Mount | |
| 9900i/9900ix | All | 854-210 | Pair | Clamp On | |

KENWORTH

| MODEL | Year | Part Number | Sold As | Mounting Bracket | Notes |
|-------------------|------|-------------|---------|------------------|----------------------------|
| A-Model | All | 848-211 | Pair | Clamp On | |
| T2000/2010 | All | 842-224 | | Drill Mount | |
| T270 | All | 844-220 | Pair | Drill Mount | |
| T300/330/370 | All | 844-220 | Pair | Drill Mount | |
| T400 | All | 844-220 | Pair | Drill Mount | |
| T450 | All | 854-213 | Pair | Clamp On | |
| T800 | All | 844-220 | Pair | Drill Mount | Reinforcing plate included |
| T800/T800B/T800H | All | 854-211 | Pair | Clamp On | STEEL BUMPER ONLY |
| T800/T800B/T800H | All | 854-213 | Pair | Clamp On | STEEL BUMPER ONLY |
| W900A/W900B/W900L | All | 854-210 | Pair | Clamp On | |
| W900S | All | 854-213 | Pair | Clamp On | |

MACK

| MODEL | Year | Part Number | Sold As | Mounting Bracket | Notes |
|-------------------------------|--------------|-------------|---------|------------------|-------|
| CH Series | Up To - 2005 | 854-210 | Pair | Clamp On | |
| CH Series | - All | 848-222 | Pair | Drill Mount | |
| CL Series | All | 854-212 | Pair | Clamp On | |
| Granite (CT/CTP/CV/GU Series) | 2003 - 2009 | 848-210 | Pair | Clamp On | |
| Pinnacle - CXP Series | All | 854-220 | Pair | Drill Mount | |
| Pinnacle - CXU Series | All | 854-220 | Pair | Drill Mount | |
| R/RD/RB Series | All | 854-213 | Pair | Clamp On | |
| SUPERLINER | All | 848-211 | Pair | Clamp On | |
| Vision - CX Series | All | 854-220 | Pair | Drill Mount | |
| Vision - CXN Series | All | 854-220 | Pair | Drill Mount | |

PETERBILT

| MODEL | Year | Part Number | Sold As | Mounting Bracket | Notes |
|---------------------------------|--------------|-------------|---------|------------------|-----------------------|
| 325/330/335/340 | All | 842-223 | Pair | Drill Mount | |
| 357 | All | 848-211 | Pair | Clamp On | |
| 357SB | All | 848-221 | Pair | Drill Mount | SET BACK AXLE ONLY |
| 359/359EXHD | All | 848-211 | Pair | Clamp On | SET FORWARD AXLE ONLY |
| 367 (Set Back Axle) | Up To - 2009 | 848-220 | Pair | Drill Mount | |
| 367 (Set Forward Axle) | Up To - 2009 | 848-210 | Pair | Clamp On | |
| 375/377/377SB/377FFA/377A/377AE | All | 848-221 | Pair | Drill Mount | |
| 378/379/379X/379EXHD | All | 848-211 | Pair | Clamp On | |
| 384/385 | All | 848-221 | Pair | Drill Mount | |
| 388/389 | All | 848-211 | Pair | Clamp On | |

STERLING

| MODEL | Year | Part Number | Sold As | Mounting Bracket | Notes |
|---------------------------|-------------|-------------|---------|------------------|--------------------------------------|
| A - Line | 1999 - 2008 | 848-220 | Pair | Drill Mount | |
| Acterra | All | 848-320 | Pair | Drill Mount | Not recommended for composite bumper |
| L-Line (Set Back Axle) | 1999 - 2008 | 854-222 | Pair | Drill Mount | |
| L-Line (Set Back Axle) | 1999 - 2008 | 854-221 | Pair | Drill Mount | Will not work with FENDER FLARES |
| L-Line (Set Forward Axle) | 1999 - 2008 | 848-510 | Pair | Clamp On | |
| L-Line (Set Forward Axle) | 1999 - 2008 | 848-210 | Pair | Clamp On | Straight End Bumper |
| Silverstar | All | 848-220 | Pair | Drill Mount | |

VOLVO

| MODEL | Year | Part Number | Sold As | Mounting Bracket | Notes |
|-----------------|------|-------------|---------|------------------|------------------------------|
| Aero | All | 848-230 | Pair | Drill Mount | Drill Mount Bracket (B1104T) |
| VN / 770 Series | All | 848-221 | Pair | Drill Mount | |

WESTERN STAR

| MODEL | Year | Part Number | Sold As | Mounting Bracket | Notes |
|--------------------------------|------|-------------|---------|------------------|-------|
| Constellation 4800/4900 Series | All | 848-211 | Pair | Clamp On | |
| Constellation 5900/ 5800Series | All | 848-221 | Pair | Drill Mount | |
| Heritage 4800/4900 Series | All | 848-211 | Pair | Clamp On | |

Bumper Guide Parts

LED Upgrade Kit

| DESCRIPTION | Part Number | Sold As | Notes |
|-------------------------|-------------|---------|-------|
| LED Upgrade Kit - Amber | 1231 | Kit | |
| LED Upgrade Kit - Blue | 1232 | Kit | |
| LED Upgrade Kit - White | 1233 | Kit | |
| LED Upgrade Kit - Green | 1234 | Kit | |
| LED Upgrade Kit - Red | 1236 | Kit | |


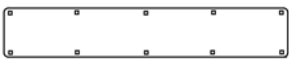
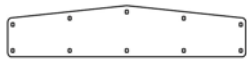
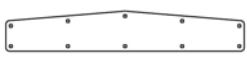
Bumper Guide Parts

Replacement Parts

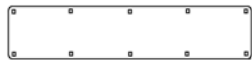
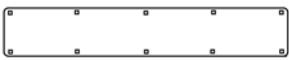
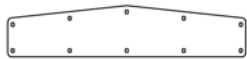
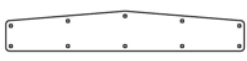
| DESCRIPTION | Part Number | Sold As | Notes |
|--|-------------|---------|-------|
| (2) Amber LED | 1031 | Each | |
| (1) Threaded Lens Cap | 1100 | Each | |
| (1) Spacer | 1102 | Each | |
| (1) Clamp Bracket | 1104 | Each | |
| (1) Socket Assembly | 1106 | Each | |
| (1) Socket Holder | 1107 | Each | |
| (1) Strap Bracket | 1114 | Each | |
| (2) Amber Lens | 1131 | Pair | |
| (2) Blue Lens | 1132 | Pair | |
| (2) Clear Lens | 1133 | Pair | |
| (2) Green Lens | 1134 | Pair | |
| (2) Purple Lens | 1135 | Pair | |
| (2) Red Lens | 1136 | Pair | |
| (1ea.) Threaded Lens Cap/Spacer/Amber Lens | 1300 | Kit | |
| (1) Drill Mount Bracket | 2001 | Each | |

Center Flap Weight

Fits: 42" Center Mudflap

| Part No. | Sold As | Style | Drawing |
|----------|---------|---|---|
| CP6-42SX | Each | Square - Tall - Extra Mounting Holes |  |
| CP4-42SX | Each | Square - Standard - Extra Mounting Holes |  |
| CP6-42X | Each | Angle Cut - Tall - Extra Mounting Holes |  |
| CP4-42X | Each | Angle Cut - Standard - Extra Mounting Holes |  |





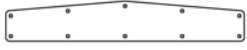
Fits: 44" Center Mudflap

| Part No. | Sold As | Style | Drawing |
|----------|---------|---|---|
| CP6-44SX | Each | Square - Tall - Extra Mounting Holes |  |
| CP4-44SX | Each | Square - Standard - Extra Mounting Holes |  |
| CP6-44X | Each | Angle Cut - Tall - Extra Mounting Holes |  |
| CP4-44X | Each | Angle Cut - Standard - Extra Mounting Holes |  |









Fits: 46" Center Mudflap

| Part No. | Sold As | Style | Drawing |
|----------|---------|--|---------|
| CP6-46SX | Each | Square - Tall - Extra Mounting Holes | |
| CP4-46SX | Each | Square - Standard - Extra Mounting Holes | |
| CP6-46X | Each | Angle Cut - Tall - Extra Mounting Holes | |




Center Flap Weight

| Fits: 46" Center Mudflap | | | |
|--------------------------|---------|---|---|
| Part No. | Sold As | Style | Drawing |
| CP4-46X | Each | Angle Cut - Standard - Extra Mounting Holes |  |
| Fits: 48" Center Mudflap | | | |
| Part No. | Sold As | Style | Drawing |
| CP6-48SX | Each | Square - Tall - Extra Mounting Holes |  |
| CP4-48SX | Each | Square - Standard - Extra Mounting Holes |  |
| CP6-48X | Each | Angle Cut - Tall - Extra Mounting Holes |  |
| CP4-48X | Each | Angle Cut - Standard - Extra Mounting Holes |  |


Flap Weights

| Fits: 12" Mudflap | | | |
|-------------------|---------|--|---|
| Part No. | Sold As | Style | Drawing |
| FP312 | Pair | Angle Cut - Standard |  |
| Fits: 13" Mudflap | | | |
| Part No. | Sold As | Style | Drawing |
| FP313 | Pair | Angle Cut - Standard |  |
| Fits: 14" Mudflap | | | |
| Part No. | Sold As | Style | Drawing |
| FP314 | Pair | Angle Cut - Standard |  |
| Fits: 16" Mudflap | | | |
| Part No. | Sold As | Style | Drawing |
| FP316 | Pair | Angle Cut - Standard |  |
| Fits: 18" Mudflap | | | |
| Part No. | Sold As | Style | Drawing |
| FP318 | Pair | Angle Cut - Standard |  |
| Fits: 24" Mudflap | | | |
| Part No. | Sold As | Style | Drawing |
| FP624SX | Pair | Square - Tall - Extra Mounting Holes |  |
| FP624S | Pair | Square - Tall |  |
| FP424SX | Pair | Square - Standard - Extra Mounting Holes |  |
| FP424S | Pair | Square - Standard | |
| FP624X | Pair | Angle Cut - Tall - Extra Mounting Holes | |

Flap Weights



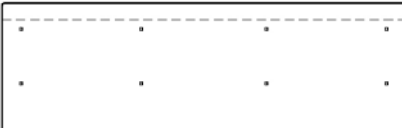


| Fits: 24" Mudflap | | | |
|-------------------|---------|---|---|
| Part No. | Sold As | Style | Drawing |
| FP624 | Pair | Angle Cut - Tall |  |
| FP424X | Pair | Angle Cut - Standard - Extra Mounting Holes |  |
| FP424 | Pair | Angle Cut - Standard |  |



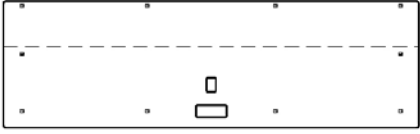
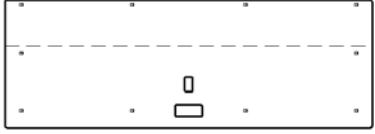
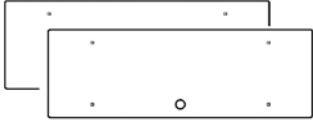

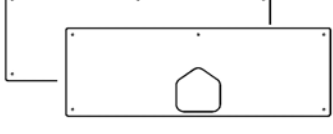

Top Flap Plate


| Top Flap Holder - Fits: 24" Mudflap | | | |
|-------------------------------------|---------|-------|---|
| Part No. | Sold As | Style | Drawing |
| TP224 | Pair | |  |

Battery-n-Tool Box Covers

Revised: 4/21/2009

| FREIGHTLINER | | | | |
|---------------------|------|----------|---------|---|
| Model | Year | Part No. | Sold As | Line Drawing |
| ALL | | BC1131B | Each |  <p>Fits: Battery/Tool Box Lid (8.5" x 31")</p> |
| ALL | | BC1131 | Each |  <p>Fits: Battery/Tool Box Lid (7" x 31")</p> |
| Classic/ClassicXL | All | BC1443 | Each |  <p>Fits: Battery/Tool Box (13.5" x 43" W / Top Break)</p> |
| Classic/ClassicXL | All | BC1243 | Each |  <p>Fits: Battery/Tool Box (12" x 43")</p> |
| FLC | All | BC1030 | Pair |  <p>Fits: Tool/Battery Box (10" X 30")</p> |
| KENWORTH | | | | |
| Model | Year | Part No. | Sold As | Line Drawing |

| KENWORTH | | | | |
|------------------|--------------|-----------------|----------------|--|
| Model | Year | Part No. | Sold As | Line Drawing |
| W900/W900L/T800 | Up To - 2007 | BC1645 | Each |  <p>Fits:Battery Box (45" Long) (PRE-EMISSION)</p> |
| W900/W900L/T800 | Up To - 2007 | BC1640 | Each |  <p>Fits:Battery Box (40" Long) (PRE-EMISSION)</p> |
| W900/W900L/T800 | Up To - 2007 | BC1345 | Each |  <p>Fits:Tool Box Door (45" Long - Hinged) (PRE-EMISSION)</p> |
| W900/W900L/T800 | Up To - 2007 | BC1340 | Each |  <p>Fits:Tool Box Door (40" Long - Hinged) (PRE-EMISSION)</p> |
| PETERBILT | | | | |
| Model | Year | Part No. | Sold As | Line Drawing |
| 359 | All | BC930 | Pair |  <p>Battery /Tool Box Covers w/lock</p> |
| 379 | 1996 - 2007 | BC1231 | Pair |  <p>Fits:Battery /Tool Boxes</p> |
| 379 | Up To - 1995 | BC1230 | Pair |  <p>Fits:Battery/Tool Boxes</p> |
| STERLING | | | | |
| Model | Year | Part No. | Sold As | Line Drawing |
| ALL | | BC1131B | Each |  <p>Fits:Battery/Tool Box Lid (8.5 " x 31")</p> |

| STERLING | | | | |
|-----------------|------|----------|---------|---|
| Model | Year | Part No. | Sold As | Line Drawing |
| ALL | | BC1131 | Each |  <p>Fits: Battery/Tool Box Lid (7" x 31")</p> |

Air Scoop

| KENWORTH | | | | | |
|-----------------|------|----------|---------|-------------------------------------|--|
| MODEL | Year | Part No. | Sold As | Notes | |
| T-400,600,800 | All | AS1223D | Each | (Fits Driver Side) | |
| T-400,600,800 | All | AS1223 | Each | Uses Stock Air Scoop Mounting Holes | |

Bug Deflectors

| AUTOCAR | | | | | |
|--------------------------|------|----------|---------|---|--|
| MODEL | Year | Part No. | Sold As | Notes | |
| Most Models | All | BD220 | Pair | 20" High - Drilling Required | |
| FREIGHTLINER | | | | | |
| MODEL | Year | Part No. | Sold As | Notes | |
| FLC | All | BD3201 | Pair | 20" High - Uses Existing Holes to Mount | |
| FLD, Classic, Classic XL | All | BD215 | Pair | 15" High - Uses Existing Holes | |
| GMC | | | | | |
| MODEL | Year | Part No. | Sold As | Notes | |
| Most Models | All | BD220 | Pair | 20" High - Drilling Required | |
| INTERNATIONAL | | | | | |
| MODEL | Year | Part No. | Sold As | Notes | |
| 9370 | All | BD2201 | Pair | Uses Existing Holes to Mount | |
| KENWORTH | | | | | |
| MODEL | Year | Part No. | Sold As | Notes | |
| A-Model | All | BD520 | Pair | 20" High - Uses Existing Holes to Mount | |
| T-400,600,800 | All | BD215 | Pair | 15" High - Drilling Required | |
| W900/W900L | All | BD320 | Pair | 20" High - Uses Existing Holes to Mount | |
| PETERBILT | | | | | |
| MODEL | Year | Part No. | Sold As | Notes | |
| Most Models | All | BD220 | Pair | 20" High - Drilling Required | |
| WESTERN STAR | | | | | |
| MODEL | Year | Part No. | Sold As | Notes | |
| 4900 Series | All | BD218 | Pair | 18" High - Drilling Required | |
| Constellation/Heritage | All | BD218 | Pair | 18" High - Drilling Required | |

Cowl Panels

| PETERBILT | | | | | |
|------------------|------|----------|---------|-------------------------|--|
| MODEL | Year | Part No. | Sold As | Notes | |
| 359 | All | CP915 | Pair | Replaces Existing Panel | |

Cowl Panels

Revised: 4/21/2009

| PETERBILT | | | | |
|------------------|-------------|-----------------|----------------|--------------|
| MODEL | Year | Part No. | Sold As | Notes |
| 379 | All | CP1123 | Pair | |

Fender Deflectors

Revised: 4/21/2009

| FREIGHTLINER | | | | |
|-------------------------------|-------------|-----------------|----------------|---|
| MODEL | Year | Part No. | Sold As | Notes |
| Classic | All | FD1222C | Pair | Uses Existing Holes to Mount |
| Classic XL | All | FD618 | Pair | |
| FLC | All | FD1222 | Pair | |
| FLD 120 SD (Set Back Axle) | All | FD626 | Pair | SET BACK AXLE ONLY |
| FLD 120 SD (Set Forward Axle) | All | FD1222C | Pair | SET FORWARD AXLE ONLY (Uses Existing Holes) |
| FLD 120,112 | All | FD527 | Pair | EXCLUDES "SD" SERIES |

INTERNATIONAL

| MODEL | Year | Part No. | Sold As | Notes |
|--------------|-------------|-----------------|----------------|--------------------------|
| Eagle 9300 | All | FD722 | Pair | WITH EXPOSED HOOD HINGES |
| Eagle 9300 | All | FD722NH | Pair | |

KENWORTH

| MODEL | Year | Part No. | Sold As | Notes |
|--------------|-------------|-----------------|----------------|---------------------------------|
| T-800 | 1998 - 2007 | FD620 | Pair | Fits: NEW Sloped Backed Fenders |
| T-800 | 1987 - 1997 | FD1520 | Pair | Fits: OLD STYLE HOOD |
| W900B | All | FD1020 | Pair | |
| W900L | All | FD521 | Pair | |

MACK

| MODEL | Year | Part No. | Sold As | Notes |
|--------------|-------------|-----------------|----------------|--------------|
| Superliner | All | FD917 | Pair | |

PETERBILT

| MODEL | Year | Part No. | Sold As | Notes |
|--------------|-------------|-----------------|----------------|------------------------|
| 379/378/359 | All | FD1122 | Pair | Mounts to Fender Brace |

WESTERN STAR

| MODEL | Year | Part No. | Sold As | Notes |
|--------------------------------|--------------|-----------------|----------------|------------------------------|
| Constellation | Up To - 1997 | FD720 | Pair | |
| Constellation 4900FA/EX Series | 1998 - 2007 | FD524 | Pair | |
| Heritage | All | FD1220 | Pair | Uses existing holes to mount |

Grill Extensions

Revised: 4/21/2009

| KENWORTH | | | | |
|-----------------|-------------|-----------------|----------------|---------------------------------|
| MODEL | Year | Part No. | Sold As | Notes |
| A-Model | All | GE442 | Each | Uses Existing Hardware to Mount |
| W900/W900L | All | GE439 | Each | Uses Existing Hardware to Mount |
| W900B | All | GE444 | Each | Uses Existing Hardware to Mount |

Headlight Visors

Revised: 4/21/2009

Headlight Visors

Revised: 4/21/2009

| AUTOCAR | | | | |
|------------------------|----------------|-----------------|----------------|--|
| MODEL | Year | Part No. | Sold As | Notes |
| Autocar | All | HV219 | Pair | |
| FREIGHTLINER | | | | |
| MODEL | Year | Part No. | Sold As | Notes |
| Classic/ClassicXL | All | HV219 | Pair | Uses Existing Holes to Mount |
| FLC | All | HV219 | Pair | Square Headlight |
| FLD120/120SD | All | HV219 | Pair | |
| KENWORTH | | | | |
| MODEL | Year | Part No. | Sold As | Notes |
| T400/T450/T800 | All | HV219 | Pair | Standard Dual Square Headlight |
| T600 | Up To - 2007 | HV219 | Pair | |
| W900B/W900L | 1989 - Current | HV219 | Pair | |
| PETERBILT | | | | |
| MODEL | Year | Part No. | Sold As | Notes |
| 357/359/378 | All | HV219 | Pair | Standard Dual Square Headlight w Chrome Ring |
| 359 | 1987 - 1988 | HV316 | Pair | Fits: Flat Front Aluminum Headlight Ring |
| 379 | Up To - 2007 | HV219 | Pair | Standard Dual Square Headlight w Chrome Ring |
| WESTERN STAR | | | | |
| MODEL | Year | Part No. | Sold As | Notes |
| Constellation | Up To - 1997 | HV215 | Pair | Uses Existing Holes to Mount |
| Constellation/Heritage | 1998 - Current | HV219 | Pair | Standard Dual Square Headlight |
| Heritage | Up To - 1997 | HV215 | Pair | |

Step Gussets

Revised: 4/21/2009

| KENWORTH | | | | |
|-----------------|-------------|-----------------|----------------|--|
| MODEL | Year | Part No. | Sold As | Notes |
| A-Model | All | SB1313 | Pair | Replaces Batt./Tool Box Steps (1Pr. = 2pcs.) |
| W900/W900L | All | SB1318 | Pair | Replaces Batt./Tool Box Steps (1Pr. = 2pcs.) |

Window Vent Deflectors

Revised: 4/21/2009

| MOST MAKES | | | | |
|-------------------|-------------|-----------------|----------------|-----------------------------------|
| MODEL | Year | Part No. | Sold As | Notes |
| | | WD319 | Pair | Stainless Steel Rivets (Included) |

License Plate Holder

| Part No. | Sold As | Notes |
|-----------------|----------------|---|
| LP841 | Each | Hinged THREE Plate Holder (Frames Included) |
| LP828 | Each | Hinged TWO Plate Holder (Frames Included) |
| LP814 | Each | Hinged SINGLE Plate Holder (Frame Included) |